

Summary Sheet

Access Webinar Recordings

Step 1: Go to <http://courses.trainitmedical.com.au/>



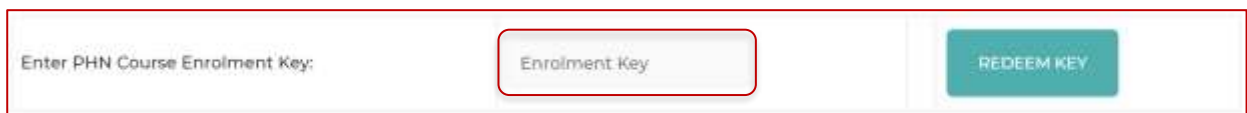
Step 2: Create an account

1. Select **Login / Register**
2. Select **Register an Account**
3. Enter details (Username, Name, Email, Password) and select **Register**



Step 3: Redeem the course enrolment key


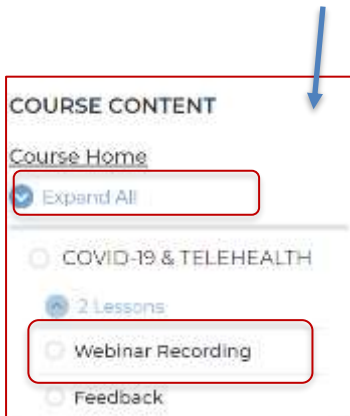
1. Enter the 8 letter code given to you by your Primary Health Network (PHN) in the Enrolment Key box.
2. Select **Redeem Key**



A list of available courses will be displayed.

Step 4: Select course and view recording

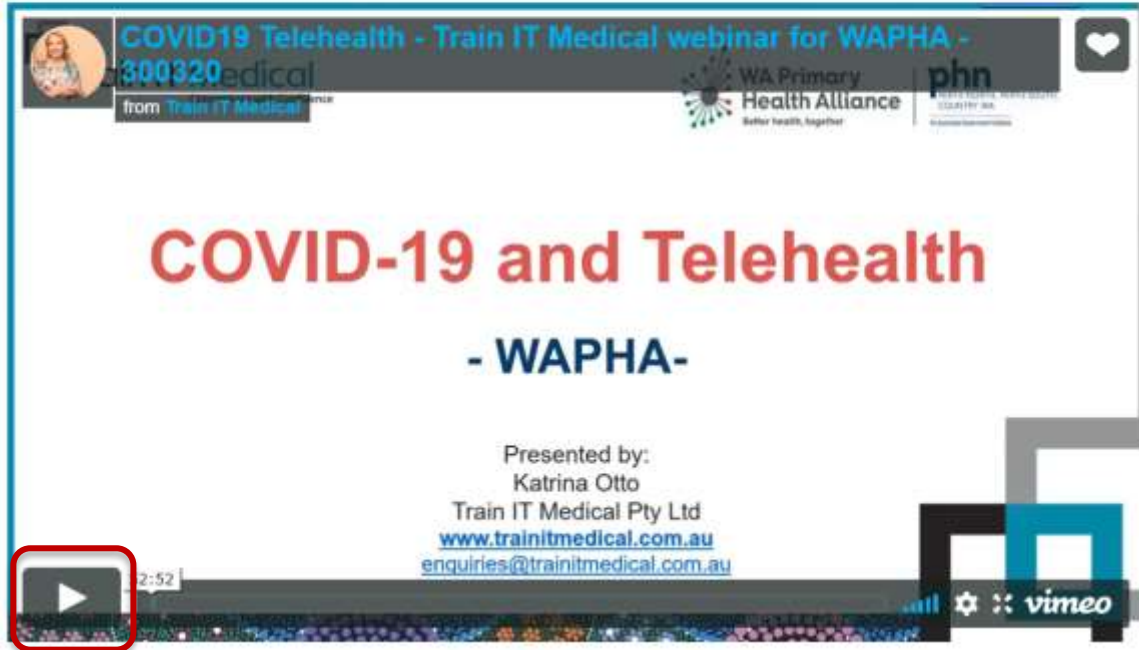
1. Click **'See more'** to select the course
2. In the side panel, under Course Home, select **'Expand All'**
3. Select **'Webinar Recording'**



Step 5: Select Play ▶ to start the recording

Webinar Recording

55 - COVID-19 and Telehealth > COVID-19 & TELEHEALTH > Webinar Recordi... **IN PROGRESS**



COVID19 Telehealth - Train IT Medical webinar for WAPHA - 300320
from Train IT Medical

WA Primary Health Alliance
Better health, together

phn
Primary Health Network
SOUTH WEST

COVID-19 and Telehealth - WAPHA -

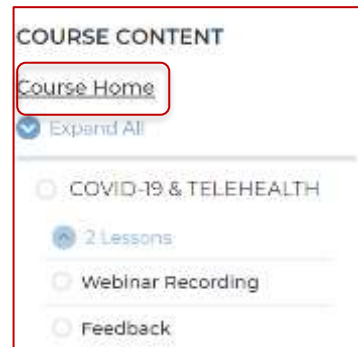
Presented by:
Katrina Otto
Train IT Medical Pty Ltd
www.trainitmedical.com.au
enquiries@trainitmedical.com.au

2:52

vimeo

Step 6: Access further learning resources for this course

1. In the side panel, select Course Home
2. On the right of screen, below the course tile, select **Materials**
3. Click on the link (in red) to access the resources



COURSE CONTENT

[Course Home](#)

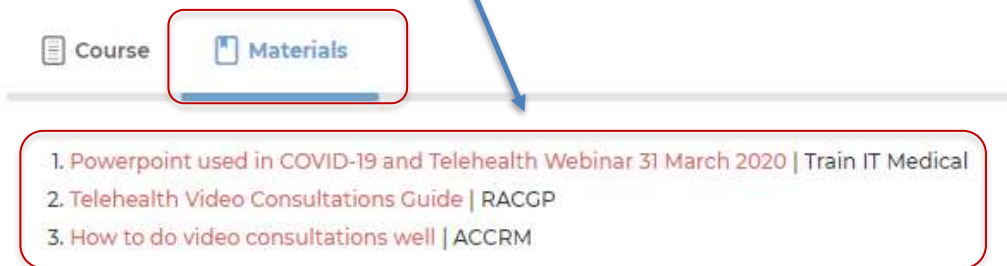
Expand All

COVID-19 & TELEHEALTH

2 Lessons

Webinar Recording

Feedback



Course **Materials**

1. Powerpoint used in COVID-19 and Telehealth Webinar 31 March 2020 | Train IT Medical
2. Telehealth Video Consultations Guide | RACGP
3. How to do video consultations well | ACCRM